

Los Angeles  Department of Water & Power

Drinking Water Quality Report 2025

For the period of January 1 through December 31, 2025





Table of Contents

2025 Drinking Water Quality Report Summary	3
A Message from Anselmo Collins	5
A Message from Jonathan Leung	6
L.A.'s Water Sources in 2025	7
Drinking Water and Your Health	8
Regulatory Compliance	10
Protecting Water Quality at the Source	14
Clean, Local and Sustainable	16
Water Quality Service Areas in Los Angeles	19
Drinking Water Quality Monitoring Results	20
General Information	26
Message for Non-English Speaking Customers	27

2025 Drinking Water Quality Report Summary

As the water provider for the second largest city in the United States, the Los Angeles Department of Water and Power (LADWP) takes pride in ensuring our customers always have access to high quality, reliable and safe drinking water. This summary provides a snapshot of our efforts to meet all state and federal drinking water standards in 2025.

Securing our Water Future through Innovation and Sustainability

Around the globe, major population centers are grappling with water supply issues due in large part to climate change. For Los Angeles to thrive and stay “water-strong,” we need to reduce our reliance on imported water and prioritize the development and optimization of our local, in-basin water resources. One such project is already underway--the Los Angeles Groundwater Replenishment Program (LAGWR), which broke ground on December 6, 2024. As one of the largest potable reuse projects in California, LAGWR will create a drought-resistant local source of purified water, providing up to 45 million gallons daily to meet the drinking water needs of 500,000 customers, among many other benefits.

LAGWR will utilize the most advanced treatment technologies that exceed standing regulatory and health requirements. We are particularly excited about this project’s timing, as it will be operational just in time to showcase Los Angeles’ commitment to sustainability during the LA28 Olympics. Through continued investments in infrastructure modernization, water quality innovation, and strategic initiatives like LAGWR, we are building a foundation that will secure Los Angeles’ water resources for generations to come.

Celebrating 75 Years of Water Quality Excellence

This year, we celebrate a remarkable milestone of 75 years of continuous certification of the LADWP’s Water Quality Laboratory (WQ Lab) by the State of California. In September 1951, our laboratory became the first ever California state-certified drinking water laboratory. We have worked hard to build a legacy of scientific leadership and public health protection that continues to guide our work today.

Over the years, the LADWP WQ Lab has undergone significant technological advancements, and our monitoring programs handle a broader range of emerging contaminants. Our quality assurance systems continue to evolve to meet stringent accreditation standards, and we have also expanded our data management and reporting capabilities. Independent third-party audits consistently affirm our lab’s strong capabilities and quality

management systems.

Innovation remains central to our operations as we continue to invest in advanced instrumentation and cutting-edge methods. As we look to the future, the LADWP WQ Lab is preparing to transition to a newer, state-of-the-art laboratory in 2030–31. These enhancements and facilities will ensure we continue to make decisions based on the best available science, so that our customers can remain confident in the safety of their drinking water.

Regulatory Compliance

In 2025, we tested for 240 constituents in the water and performed more than 100,500 tests on samples taken throughout our vast water system. LADWP met and complied with all the primary drinking water standards in 2025.

Reported Deficiencies and Corrective Actions

In January 2026, LADWP detected chlorate above the California notification level of 800 parts per billion (ppb) at the Cyprean Tank in Tujunga and the Highway Highlands Tank at Lookout Mountain. Once the elevated chlorate results were found, the tanks were drained and cleaned.

On May 31, 2023, the State Water Board identified a deficiency at Solano Reservoir stemming from small holes in its corrugated metal roof. A Corrective Action Plan was submitted for repair work with some of it completed August 4, 2023. Additional work is pending and LADWP is in continuous contact with the State Water Board to ensure full compliance.

On October 17, 2025, the State Water Board identified a deficiency at the Maclay Reservoir also due to holes and openings in its metal roof. A Corrective Action Plan was submitted, and the reservoir was drained—repairs will be completed and the reservoir put back into operation by end of summer 2026.

PFAS and Drinking Water in California

Poly- and Perfluoroalkyl Substances (PFAS) are a group of synthetic (man-made) chemicals that have been used in industry and consumer products since the 1940s. They break down very slowly in the environment, and most U.S. manufacturers voluntarily phased out production in the early 2000’s. LADWP has continued to monitor our groundwater sources for PFAS since we began testing in 2013; we have analyzed over 1,000 samples for PFAS utilizing testing methods by the U.S. Environmental Protection Agency (U.S. EPA).

Although PFAS were detected in a few samples from individual wells at the Pollock Well Field, ongoing testing of the supply confirmed that no PFAS compounds subject to proposed or actual State or Federal PFAS regulations were detected in water entering the distribution system

Lead and Copper Rule in Los Angeles

LADWP has a long and successful history safeguarding our customers from lead exposure. LADWP was one of the first utilities to incorporate the lead-free standard by initiating a program in 1998 to replace low-lead water meters with lead-free water meters. As of December 2025, more than 607,000 of the roughly 700,000 active water meters in LADWP's water distribution system have been replaced. Based on the Lead and Copper Rule Revisions of October 2024, LADWP also completed an inventory of the

service line materials, concluding there are no lead service lines present in the system. LADWP achieved a non-lead designation from the State Water Board.

Arsenic

Low amounts of arsenic were detected in drinking water in 2025, with the highest level detected at 7.0 µg/L.

While your drinking water meets the federal and state standard for arsenic, it does contain low levels of arsenic. The arsenic standard balances the current understanding of arsenic's possible health effects against the costs of removing arsenic from drinking water. The U.S. EPA continues to research the health effects of low levels of arsenic, which is a mineral known to cause cancer in humans at high concentrations and is linked to other health effects such as skin damage and circulatory problems.



Protecting Water Quality at the Source

Surface Supply

LADWP regularly monitors the Owens Valley and Mono Basin watersheds that supply the Los Angeles Aqueduct. This includes microbes such as Cryptosporidium and Giardia. Results indicate that their presence is extremely infrequent or at very low levels. The ultraviolet treatment provided at the Los Angeles Aqueduct Filtration Plant safeguards against Cryptosporidium and Giardia. Neither were found in treated water in 2025.

Groundwater Supply

Groundwater sources are located in highly urbanized areas. The wells within these aquifers are most vulnerable to the following activities: dry cleaning, manufacturing, metal finishing, septic systems, chemical processing, and storage of fertilizer, pesticides, and chemicals. LADWP has recently constructed major groundwater remediation facilities to ensure that the groundwater it serves is of the highest quality and meets all drinking water standards.

Purchased Imported Supplies from Metropolitan Water District

LADWP purchases water from the Metropolitan Water District (MWD) provided by the Colorado River Aqueduct and the State Water Project. Each source has different water quality challenges. Removal of specific contaminants can be more expensive than protecting water at the source. This is why MWD and other water agencies invest in improved watershed protection programs. Three of the five MWD treatment plants (F.E. Weymouth, Robert B. Diemer, and Joseph Jensen) supply water to the L.A. area. Results from MWD are provided to LADWP and are included in the report on Tables I, II, and III.

To read the full LADWP Drinking Water Quality Report for 2025, and for additional languages, please visit www.LADWP.com/WaterQuality.

LADWP customers in need of advice regarding their water quality can contact the Water Quality Hotline at WaterQuality@LADWP.com or by calling (213) 367-3182.

Please share this information with anyone who drinks this water (or their guardians), especially those who may not have received this report directly (for example, people in apartments, nursing homes, schools, and businesses). You can do this by posting this report in a public place or distributing copies by hand, mail, email, or another method.

Securing our Water Future through Innovation and Sustainability



A Message from Anselmo Collins Chief Operating Officer – Water System

Leonardo Da Vinci once said that “Water is the driving force of all nature.” Today, this truth resonates more than ever as we navigate the challenges of ensuring a sustainable water future. A changing climate – marked by both droughts and deluges – along with the increasing threat of natural disasters, has fundamentally, reshaped our relationship with water. Around the globe, major population centers are grappling with water supply issues. For Los Angeles to thrive, we need to reduce our reliance on imported water and prioritize the development and optimization of our local, in-basin water resources. Achieving this requires strategic policies, forward-thinking initiatives and transformative capital projects.

I am happy to highlight one such project is already underway – the Los Angeles Groundwater Replenishment Program (LAGWR), which broke ground on December 6, 2024. This cornerstone of our sustainable water supply strategy is a collaboration with the Los Angeles Department of Public Works, Bureau of Sanitation and Environment (LASAN). As one of the largest potable reuse projects in California, LAGWR will create a drought-resistant local source of purified water. Here’s what this groundbreaking initiative will achieve:

- Provide up to 45 million gallons of purified water daily
- Meet the drinking water needs of 500,000 customers
- Strengthen the resilience of our local water supply
- Replenishing the San Fernando Groundwater Basin, adding to our water bank
- Create over 1,500 jobs during construction, boosting the local economy
- Include a public interactive learning center

LAGWR will utilize the most advanced treatment technologies that include a multistep process of membrane filtration, reverse osmosis, and ultraviolet advanced oxidation. This multistep process exceeds standing regulatory and health requirements. We are particularly excited about this project’s timing, as it will be operational just in time to showcase Los Angeles’ commitment to sustainability during the 2028 Olympics.

Our vision for a sustainable and resilient water future is clear. Through continued investments in infrastructure modernization, water quality innovation, and strategic initiatives like LAGWR, we are building a foundation that will secure Los Angeles’ water resources for generations to come.

Celebrating 75 Years of Water Quality Excellence



A Message from

Jonathan Leung

Director of Water Quality

This year, we celebrate a remarkable milestone: 75 years of continuous certification for the Los Angeles Department of Water and Power's (LADWP) Water Quality Laboratory by the State of California. In September 1951, the LADWP Water Quality Lab became the first ever CA state-certified drinking water laboratory. Since then, we've built a legacy of scientific leadership and public health protection that continues to guide our work today. While regulations, technologies, and the challenges of emerging contaminants have evolved, our mission has remained steadfast: to safeguard public health through rigorous science and an unwavering commitment to quality.

Decades of Growth and Responsiveness

Over the past decades, LADWP's Water Quality Lab has undergone significant advancements in laboratory science and monitoring systems. We have implemented high-resolution mass spectrometry and automated analytical platforms, enhancing both accuracy and efficiency. While our monitoring programs can handle a broader range of emerging contaminants, our quality assurance systems continue to evolve to meet increasingly stringent accreditation standards. The ability to obtain timely and accurate test results has been a tremendous benefit to our customers and community. The speedy water quality restoration following the Palisades Wildfire demonstrated the value of having highly-trained laboratory staff, who are willing to test water quality during and following a

major event. This water quality testing also supported the quick recovery of water service for the Porter Ranch and Granada Hills customers after a major water outage in August of 2025.

Advancing Science Through Innovation

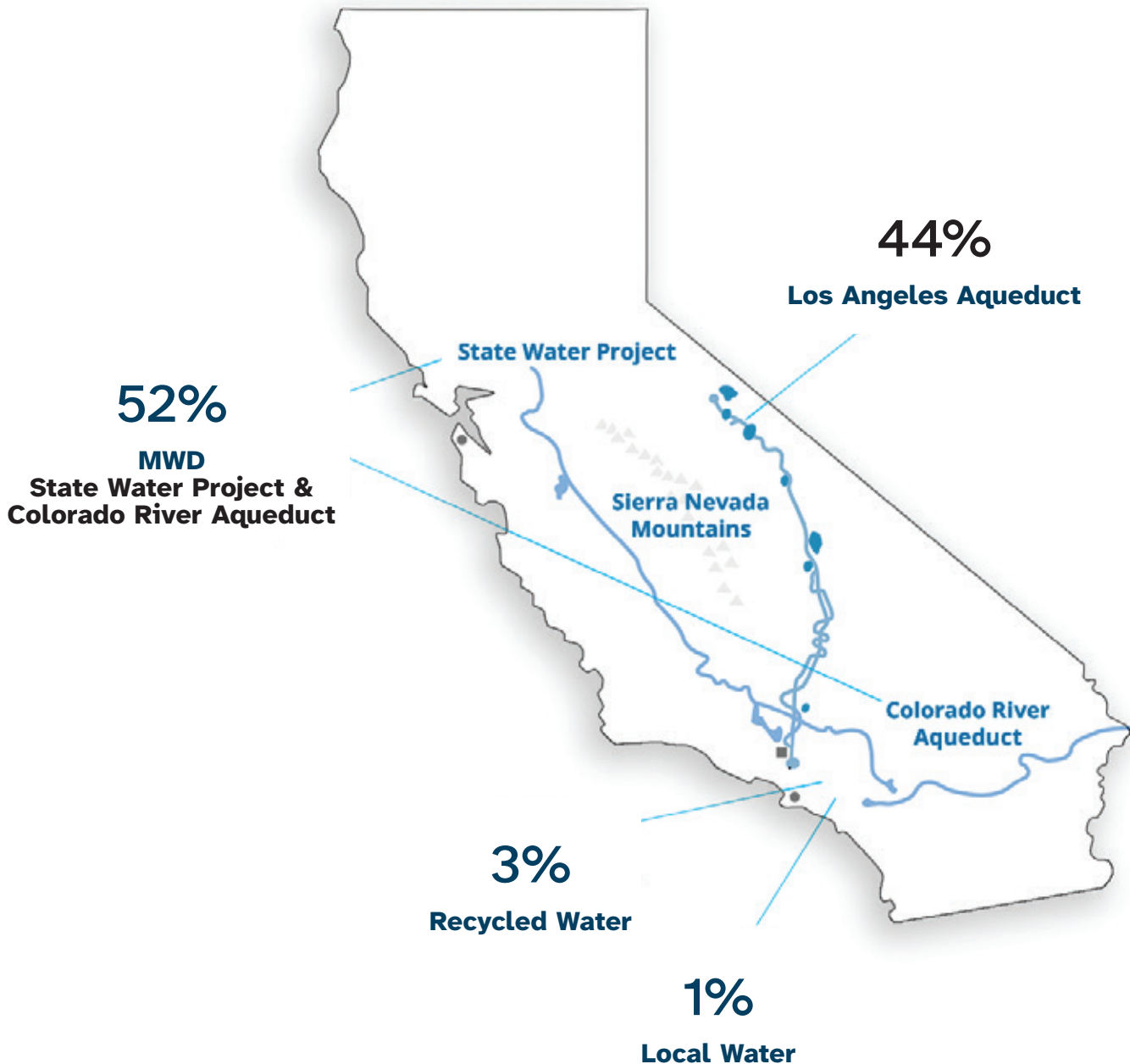
Innovation remains central to our operations. Earlier this year, our laboratory attained certification for four new analytical methods, expanding our capabilities in monitoring per- and poly- fluoroalkyl substances (PFAS), nitrosamines, bromide, and turbidity. These additions enhance our ability to detect contaminants at extremely low concentrations. By investing in advanced instrumentation and developing cutting-edge methods, we are not only meeting today's water challenges, but also preparing for the future.

Looking Ahead: A New State-of-the-Art Facility

As we look to the future, the laboratory is preparing to transition to a new, state-of-the-art facility. This LEED-certified laboratory will feature expanded analytical capacity, dedicated research and development space, and improved workflows. These enhancements will enable us to make water quality decisions based on the best available science, ensuring that our customers maintain confidence in the safety of their drinking water.

L.A.'s Water Sources in 2025

Los Angeles receives water from several sources. The Los Angeles Aqueduct (LAA) supplied 44 percent of the water that was treated at the Los Angeles Aqueduct Filtration Plant. Purchased imported water from the Metropolitan Water District of Southern California (MWD) amounted to 52 percent. The remaining amount was sourced from local groundwater at 1 percent and recycled water at 3 percent.



Drinking Water and Your Health



The sources of drinking water (both tap water and bottled water) include rivers, lakes, streams, ponds, reservoirs, springs, and wells. As water travels over the surface of the land or through the ground, it dissolves naturally-occurring minerals and, in some cases, radioactive material, and can pick up substances resulting from the presence of animals and/or from human activity.

Contaminants That May Be Present

Water agencies are required to use the following language to discuss the source of contaminants that may reasonably be expected to be found in drinking water, including tap and bottled water.

Contaminants that may be present in source water include:

- Microbial contaminants, such as viruses and bacteria that may come from sewage treatment plants, septic systems, agricultural livestock operations, and wildlife.
- Inorganic contaminants, such as salts and metals, that can be naturally-occurring or result from urban stormwater runoff, industrial or domestic wastewater discharges, oil and gas production, mining, or farming.
- Pesticides and herbicides that may come from a variety of sources such as agriculture, urban stormwater runoff, and residential uses.
- Organic chemical contaminants, including synthetic and volatile organic chemicals that are by-products of industrial processes and petroleum production, and can also come from gas stations, urban stormwater runoff, agricultural application, and septic systems.
- Radioactive contaminants that can be naturally occurring or be the result of oil and gas production and mining activities.

In order to ensure that tap water is safe to drink, the U.S. Environmental Protection Agency (U.S. EPA) and the State Water Resources Control Board (State Water Board) prescribe regulations that limit the amount of certain contaminants in water provided by public water systems.

U.S. Food and Drug Administration regulations and California law also establish limits for contaminants in bottled water that provide the same protection for public health.

Drinking water, including bottled water, may reasonably be expected to contain at least small amounts of some contaminants. The presence of contaminants does not necessarily indicate that water poses a health risk. More information about contaminants and potential health effects can be obtained by calling the U.S. EPA's Safe Drinking Water Hotline (1-800-426-4791).

Health Advisory for People with Weakened Immune Systems

Although LADWP treats its water to meet drinking water standards, some people may be more vulnerable to contaminants in drinking water than the general population. Immuno-compromised persons such as persons with cancer undergoing chemotherapy, persons who have undergone organ transplants, people with HIV/AIDS or other immune system disorders, some elderly, and infants can be particularly at risk from infections. These people should seek advice about drinking water from their health care providers. U.S. EPA/Centers for Disease Control (CDC) guidelines on appropriate means to lessen the risk of infection by *Cryptosporidium* and other microbial contaminants are available from the Safe Drinking Water Hotline (1-800-426-4791).

Chloramines Disinfectant

LADWP has enhanced your drinking water through the use of chloramines, which helps maintain a higher level of quality and safety as it journeys all the way to your tap. However, customers who have unique water quality needs or use specialized equipment, such as dialysis machines should make necessary adjustments to remove chloramines. If you maintain a fishpond, tank, or aquarium, adequate treatment must be provided to remove chloramines, as they can be harmful to fish. For more information, please visit <http://www.ladwp.com/waterquality> or call (213) 367-3182.

Regulatory Compliance



LADWP works around the clock to ensure that the drinking water we deliver to our customers is of the highest quality and meets all safety requirements. Highly trained, certified treatment operators monitor our water treatment operations continuously, thereby helping meet federal and state standards for drinking water. In 2025, we tested for 240 constituents in the water and performed more than 100,500 tests on samples taken throughout our water system. LADWP complied with all the primary drinking water standards in 2025.

Chlorate

In January 2026, LADWP detected chlorate above the California notification level of 800 parts per billion (ppb) at the Cyprean Tank (located near Lookout Mountain) and Highway Highland Tank (located in Tujunga). A notification level is a health-based advisory level, but not an enforceable standard. These samples were collected by LADWP to assist with the implementation of new water quality treatment equipment (chloramination trailers) for storage tanks.

The Cyprean Tank was sampled and resampled in January 2026, with the highest reported value for chlorate at 3,390 ppb. Cyprean was not serving the system in January 2026; once the elevated chlorate results were reported, the tank was drained and cleaned. Cyprean functions primarily as backup storage and serves water into the distribution system when there is unusually high demand in the system. However, there were a few instances when some water from the tank entered the distribution system in the Lookout Mountain area between December 2024 and the end of 2025.

The Highway Highland Tank was sampled in January 2026 and the reported value for chlorate was 1,120 ppb. It was immediately taken out of service once the chlorate result was reported. The tank was then drained and cleaned, prior to being refilled. Between September 2025 and January 2026 water from the Highway Highlands Tank was served to the Tujunga area.

Chlorate can form as a byproduct when sodium hypochlorite chemical solution is stored at warm temperatures or for an extended period. LADWP

is taking steps to prevent recurrence of elevated chlorate which include increased water quality testing and updating chemical storage procedures.

Short-term, low-level exposure to chlorate in drinking water, as in these instances, is generally not considered a significant health risk. Long term exposure at higher concentrations may lead to impacts on thyroid function or red blood cells.

Total Trihalomethanes in Griffith Park

Samples collected at Griffith Park in September 2023 contained levels of Total Trihalomethanes (TTHMs) exceeding the Maximum Contaminant Level of 80 parts per billion (ppb). The highest level found was 136 ppb. Compliance with the MCL for TTHMs is determined based on a running annual average calculated quarterly for each monitoring location. However, LADWP only has TTHM results in Griffith Park from this single September 2023 sampling event. TTHMs are byproducts of the disinfection process when chlorine is used and are typically more prevalent when temperatures are warm. Griffith Park is an isolated section of LADWP's overall water distribution system that serves transient visitors and employees in Griffith Park but does not serve any residents.

Solano Reservoir Significant Deficiency

On May 31, 2023, the State Water Board identified a Significant Deficiency at Solano Reservoir. The deficiency is due to small holes in the corrugated metal roof of the Reservoir, where contaminants could potentially enter into the stored water supply. On June 27, 2023, LADWP submitted a Corrective Action Plan to the State Water Board which included patching accessible holes. This work was completed on August 4, 2023. However, some holes in the roof cannot be patched until the Reservoir is taken out of service and drained. To take the Reservoir out of service, a new trunk transmission line and pressure regulator station must be placed into service to provide water to the area currently served by Solano Reservoir. This new conveyance infrastructures is still under construction. In the interim, LADWP has been conducting weekly bacteriological sampling of this reservoir, and has been providing results to the State Water Board to demonstrate that the Reservoir continues to provide safe water to customers.

Maclay Reservoir Significant Deficiency

On October 17, 2025, the State Water Board identified a Significant Deficiency at Maclay Reservoir. This stems from holes and openings in the corrugated metal roof of the Reservoir where contaminants could potentially enter into the stored water supply. On November 14,

2025, LADWP submitted to the State Water Board a Corrective Action Plan to take the Reservoir out of service and conduct repairs to the roof. On February 10, 2026, LADWP removed Maclay Reservoir from service to drain it and repair the roof. The repairs are expected to be completed by July 2026.

Poly and Perfluoroalkyl Substances and Drinking Water in California

Poly- and Perfluoroalkyl Substances (PFAS) are a group of synthetic (man-made) chemicals which include Perfluorooctanoic acid (PFOA) and Perfluorooctanesulfonic acid (PFOS). This category of manufactured chemicals that have been used in industry and consumer products since the 1940s have characteristics that make them useful in a variety of products, including nonstick cookware, waterproof clothing, and firefighting foam, as well as in certain manufacturing processes. PFAS tend to break down very slowly in the environment. In the United States, PFOS was voluntarily phased out by its primary manufacturer between 2000 and 2002, and manufacture and import of PFOA were later phased out under EPA's PFOA Stewardship Program.

Current scientific research indicates that exposure to certain PFAS may be associated with adverse health effects. Potential effects identified by EPA include reproductive effects, developmental effects in children, increased risk of some cancers, reduced immune response, and interference with the body's natural hormones. More information is available on the U.S. EPA's website: <https://www.epa.gov/pfas/our-current-understanding-human-health-and-environmental-risks-pfas>

On April 10, 2024, the U.S. EPA announced the final National Primary Drinking Water Regulation (NPDWR) for PFAS compounds, which included Maximum Contaminant Levels (MCLs) for PFOA (4 ng/L) and PFOS (4 ng/L). In 2025, the State of California established Notification Levels and Response Levels for PFOA (4 ng/L and 10 ng/L), PFOS (4 ng/L and 40 ng/L), Perfluorohexanesulfonic acid (PFHxS) (3 ng/L and 10 ng/L), and Perfluorohexanoic Acid (PFHxA) (1000 ng/L and 10,000 ng/L). California previously established Notification Levels and Response Levels for Perfluorobutanesulfonic acid (PFBS) (500 ng/L and 5000 ng/L).

The U.S. EPA also issued the fifth Unregulated Contaminant Monitoring Rule (UCMR5) to improve U.S. EPA's understanding of the frequency that 29 PFAS are found in the nation's drinking water systems. LADWP collected samples under UCMR5 in 2023 and 2024.

Regulatory Compliance (cont.)

LADWP has continued to monitor its groundwater sources for PFAS since it began testing in 2013 and has analyzed over one thousand samples for PFAS utilizing EPA approved testing methods. Although PFAS were detected in a few samples from individual wells, no single well represents water provided to our customers. Water from individual wells is blended with water from other wells and is further diluted by blending with large volumes of surface water before entering the distribution system. LADWP has not detected any PFAS compounds regulated by the State of California, or the U.S. EPA, in samples taken at entry points to the distribution system. LADWP's ongoing monitoring program and commitment to water quality and safety ensure that our water meets or exceeds all regulatory standards.

If you have questions, please contact our Water Quality Hotline at (213) 367-3182 or email us at waterqualityoffice@ladwp.com.

Lead and Copper Rule in Los Angeles

LADWP has a long and successful history safeguarding our customers from lead exposure in several ways. LADWP utilizes infrastructure pipes, meters, and materials that do not contain lead. Between 1978 and 2006, LADWP cleaned and cement-lined approximately 2,600 miles of unlined iron pipes (greater than four inches in diameter). In another proactive effort, LADWP's staff located and removed approximately 12,000 known lead goosenecks from its water distribution system by 2005. LADWP was also one of the first utilities to incorporate the lead-free standard by initiating a program in 1998 to replace low-lead (8 percent lead) water meters with lead-free (0.25 percent lead) water meters. As of December 2025, more than 607,000 of the roughly 700,000 active water meters in LADWP's water distribution system have been replaced.

LADWP also ensures that the water served to our customers is non-corrosive. Corrosion is a natural process that occurs when materials undergo chemical reactions that result in their deterioration. The State Water Board evaluated LADWP's corrosion control program and has deemed our system to be optimized for controlling corrosion.


Under the Lead and Copper Rule Revisions, LADWP also completed an inventory of the service line materials in the distribution system. In 2021, LADWP completed the utility-side inventory, and no lead service lines were found. In 2022, LADWP began assessing the customer-owned service lines for the presence of lead, and if detected, the lines would be replaced.

The assessment was completed in October 2024 with the conclusion that no lead service lines are present in LADWP's distribution system. LADWP has achieved a non-lead designation from the State Water Board. For more information on this, please visit LADWP's water quality website. LADWP will continue to protect the public from exposure to lead by implementing the Lead and Copper Rule Improvements regulation that was finalized by the U.S. EPA on October 8, 2024.

LADWP regularly tests for lead and copper in our distribution system and in customer homes that have been identified as ideal for our residential testing efforts. As part of this continuing effort, LADWP conducted residential sampling for lead and copper in 2023 as part of the Lead and Copper Rule (LCR) tap water sampling program. This program focuses on single family residences built between 1982 to 1987 with original plumbing, which are expected to have copper pipes plumbed with lead solder. Customers with qualifying homes that participated in the sampling program had their tap water tested for lead and copper at no cost. During the 2023 sampling program, 105 first draw samples were obtained from customers' homes and analyzed at LADWP's Water Quality Laboratory. The results showed a 90th percentile of 3.9 ppb for lead and 529 ppb for copper. Both values were well below the respective Action Levels of 15 ppb for lead and 1,300 ppb for copper. The next LCR sampling round will be conducted in Summer of 2026.

Customers who think their home may qualify can participate in LADWP's next round of LCR sampling between June and September 2026 by contacting the Water Quality Hotline at (213) 367-3182 or emailing us at waterqualityoffice@ladwp.com.





Lead can cause serious health problems, especially for pregnant women and young children. Lead in drinking water is primarily from materials and components associated with service lines and home plumbing. LADWP is responsible for providing high quality drinking water and removing lead pipes from its distribution system, but it cannot control the materials used in premise plumbing or fixtures. Therefore, it is important for customers and property owners to identify plumbing materials, and remove those with higher lead content. Use cold water for drinking and flush your tap for 1-2 minutes before drinking from it. You can do this in a water efficient manner by taking a shower, doing laundry, or a load of dishes. You can also use a certified National Sanitation Foundation-53 (NSF-53) filter to remove lead at the point of use. If you are concerned about lead in your water and wish to have your water tested, contact LADWP's Water Quality Hotline at (213) 367-3182. Information on lead in drinking water, testing methods, and steps you can take to minimize exposure is available at <http://www.epa.gov/safewater/lead>.

Fluoridation in Drinking Water

Our water system treats your water by adding fluoride to the naturally occurring level to help prevent dental cavities in consumers. State regulations require the fluoride levels in the treated water be maintained

within a range of 0.6 to 1.2 mg/L with an optimum dose of 0.7 mg/L. Our monitoring showed that the fluoride levels in the treated water ranged from 0.2 to 0.8 mg/L with an average of 0.7 mg/L. Information about fluoridation, oral health, using low-fluoride water to prepare infant formula, and other current issues is available at: http://www.swrcb.ca.gov/drinking_water/certlic/drinkingwater/Fluoridation.shtml.

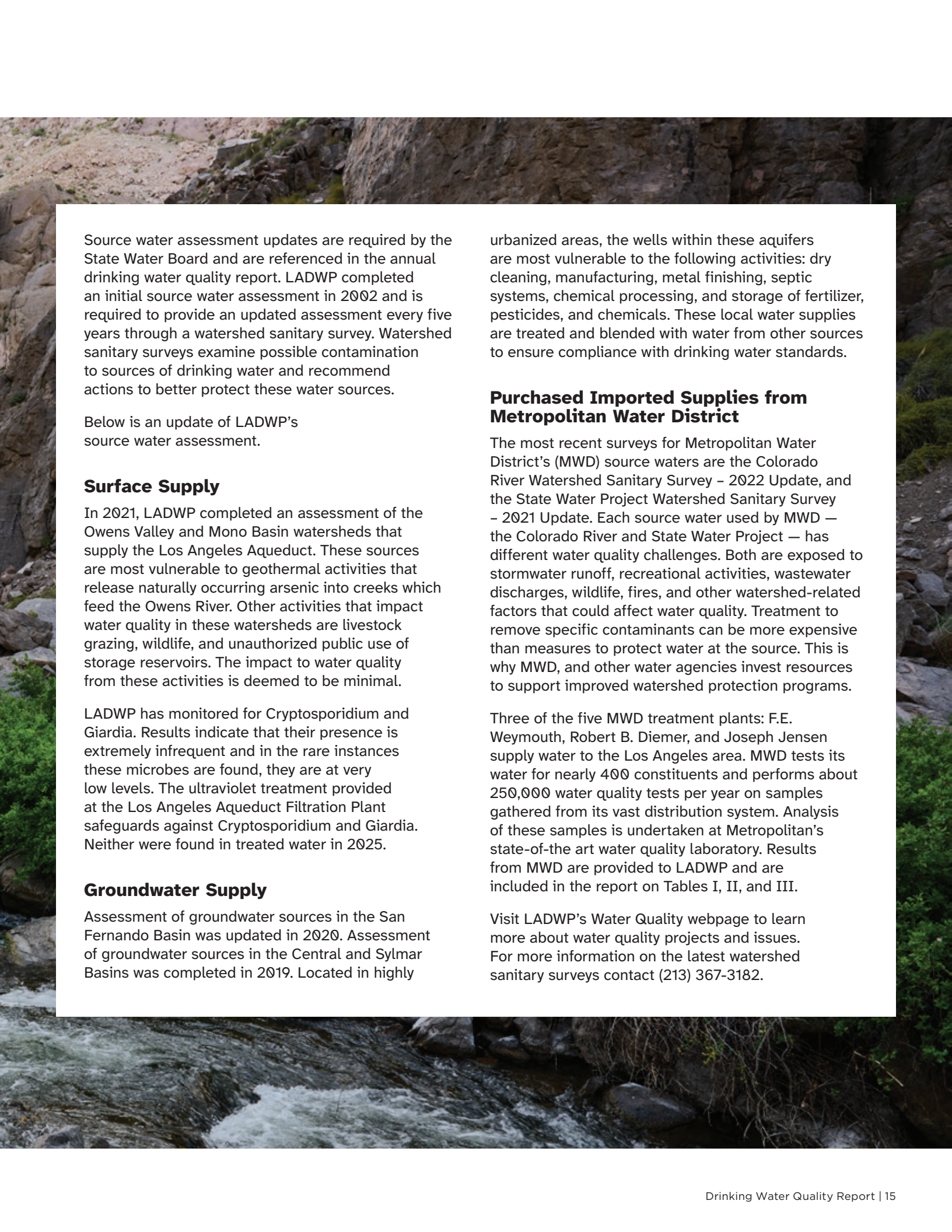
Arsenic

Low amounts of Arsenic were detected in your drinking water in 2025, with the highest level detected at 7.0 µg/L. Water systems with arsenic above 5 µg/L (50 percent of the MCL), but below or equal to 10 µg/L (the MCL) are required to provide you this information:

While your drinking water meets the federal and state standard for arsenic, it does contain low levels of arsenic. The arsenic standard balances the current understanding of arsenic's possible health effects against the costs of removing arsenic from drinking water. The U.S. EPA continues to research the health effects of low levels of arsenic, which is a mineral known to cause cancer in humans at high concentrations and is linked to other health effects such as skin damage and circulatory problems.

Protecting Water Quality at the Source





Source water assessment updates are required by the State Water Board and are referenced in the annual drinking water quality report. LADWP completed an initial source water assessment in 2002 and is required to provide an updated assessment every five years through a watershed sanitary survey. Watershed sanitary surveys examine possible contamination to sources of drinking water and recommend actions to better protect these water sources.

Below is an update of LADWP's source water assessment.

Surface Supply

In 2021, LADWP completed an assessment of the Owens Valley and Mono Basin watersheds that supply the Los Angeles Aqueduct. These sources are most vulnerable to geothermal activities that release naturally occurring arsenic into creeks which feed the Owens River. Other activities that impact water quality in these watersheds are livestock grazing, wildlife, and unauthorized public use of storage reservoirs. The impact to water quality from these activities is deemed to be minimal.

LADWP has monitored for *Cryptosporidium* and *Giardia*. Results indicate that their presence is extremely infrequent and in the rare instances these microbes are found, they are at very low levels. The ultraviolet treatment provided at the Los Angeles Aqueduct Filtration Plant safeguards against *Cryptosporidium* and *Giardia*. Neither were found in treated water in 2025.

Groundwater Supply

Assessment of groundwater sources in the San Fernando Basin was updated in 2020. Assessment of groundwater sources in the Central and Sylmar Basins was completed in 2019. Located in highly

urbanized areas, the wells within these aquifers are most vulnerable to the following activities: dry cleaning, manufacturing, metal finishing, septic systems, chemical processing, and storage of fertilizer, pesticides, and chemicals. These local water supplies are treated and blended with water from other sources to ensure compliance with drinking water standards.

Purchased Imported Supplies from Metropolitan Water District

The most recent surveys for Metropolitan Water District's (MWD) source waters are the Colorado River Watershed Sanitary Survey – 2022 Update, and the State Water Project Watershed Sanitary Survey – 2021 Update. Each source water used by MWD – the Colorado River and State Water Project – has different water quality challenges. Both are exposed to stormwater runoff, recreational activities, wastewater discharges, wildlife, fires, and other watershed-related factors that could affect water quality. Treatment to remove specific contaminants can be more expensive than measures to protect water at the source. This is why MWD, and other water agencies invest resources to support improved watershed protection programs.

Three of the five MWD treatment plants: F.E. Weymouth, Robert B. Diemer, and Joseph Jensen supply water to the Los Angeles area. MWD tests its water for nearly 400 constituents and performs about 250,000 water quality tests per year on samples gathered from its vast distribution system. Analysis of these samples is undertaken at Metropolitan's state-of-the-art water quality laboratory. Results from MWD are provided to LADWP and are included in the report on Tables I, II, and III.

Visit LADWP's Water Quality webpage to learn more about water quality projects and issues. For more information on the latest watershed sanitary surveys contact (213) 367-3182.

Clean, Local and Sustainable

The Future of L.A.'s Water Supply is Taking Shape in the San Fernando Valley



In the early 1900's William Mulholland, the first superintendent and chief engineer of the new Municipal Water Department found himself preoccupied with the exponential growth and water needs of the City of Los Angeles. As a man of vision, Mulholland met this challenge with the construction of L.A. Aqueduct in 1913. Today, much like at the turn of the century, the City of Los Angeles collectively finds itself pondering the nature of its water resources.

Once again, the city is in a situation where it must find innovative ways of developing reliable water supplies for the 4 million residents in Los Angeles. The continued unpredictability of our climate from one extreme to the next, coupled with a costlier, dwindling, seismically vulnerable and increasingly coveted supply of imported water has brought us to a crossroads. Thankfully the determined staff at the Los Angeles Department of Water and Power (LADWP), along with other partner agencies have dedicated a great portion of their careers to tackling this important problem.

The Solution

The solution to this complex problem requires that we look inward and work with the resources that we have on hand, instead of being beholden to factors outside of our

control. It requires thinking locally and long-term with a carefully thought-out plan that considers existing and innovative technology while continuing to provide reliable water service to our customers. Enter the Los Angeles Groundwater Replenishment Project (LAGWR), one of the largest potable reuse water projects in the state and a collaboration between LADWP, and the L.A. Bureau of Sanitation and Environment (LASAN)





LAGWR will create a new, local, drought resistant source of purified water; up to 45-million gallons of water per day (MGD) – enough to meet the drinking water needs of 500,000 customers. The LAGWR broke ground in December 2024 at a site next to LASAN’s Donald C. Tillman Water Reclamation Plant located in the San Fernando Valley. As a blueprint for future projects and initiatives, the LAGWR will create a sustainable source of local drinking water for the City of Los Angeles. The project will achieve two main strategic goals by helping LADWP produce safe, high-quality drinking water, and it will develop a locally controlled and sustainable water supply for the City of L.A.

LADWP has experience with recycled water for 50 years and it is a key component of LADWP’s goals outlined in the 2025 Urban Water Management Plan, the Los Angeles

New Deal, and the Mayor’s Executive Directive 5. LADWP is investing \$930 million on the LAGWR Project – and what is even more impressive is that LADWP has received over \$400M of external funding from federal, state and local partners. This major investment demonstrates LADWP’s commitment to confronting the challenges brought on by climate change, and the LAGWR Project will develop a new cost-effective water supply for the city.

Treatment at a Glance

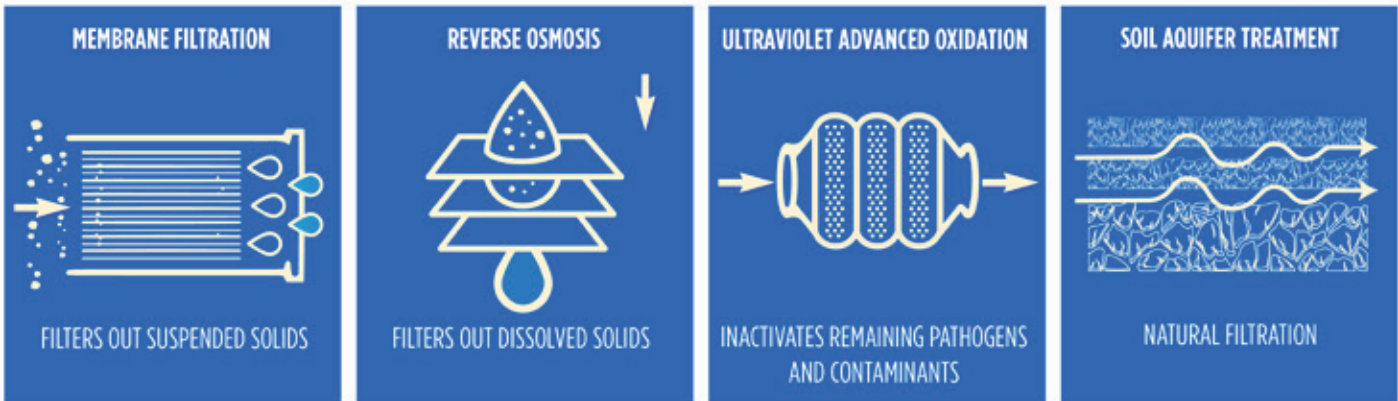
LAGWR will create a new, local, and drought-resistant water supply by utilizing wastewater from the Valley, which will then be treated at the Tillman Water Reclamation Plant. The next step is purification to a higher water quality standard at the Advanced Water Purification Facility using industry proven technology that is used throughout the world known as Full Advanced Treatment. This new purified supply will have the added benefit of recharging the Hansen Spreading Grounds and replenishing the local groundwater in the San Fernando Basin.

The recharging of the groundwater basin adds to our local water bank and improves groundwater quality. LAGWR is a transformational investment in climate resilience, environmental stewardship, and provides another layer of water security for LADWP customers.

Existing Water Reclamation Process



New Advanced Water Purification Process



Los Angeles Groundwater Replenishment Project Highlights

- 45 MGD (million gallons per day)
- 22,000-acre feet of recycled water by 2027 and expected to grow to 40,000 AFY (1 acre foot = 325,851.43 gallons)
- Water for 500,000 customers
- \$930M total project cost with 40 percent funding through external sources reducing impact on ratepayers
- Diversification of our local water supply
- Integrates environmental stewardship by maintaining the health and habitat of the L.A. River
- 1,500 local jobs during construction
- New state-of-the-art education center
- 2023 Excellence in Engineering and Science: Grand Prize in Planning
- 2025 Excellence in Engineering and Science: Grand Prize for Environmental Sustainability



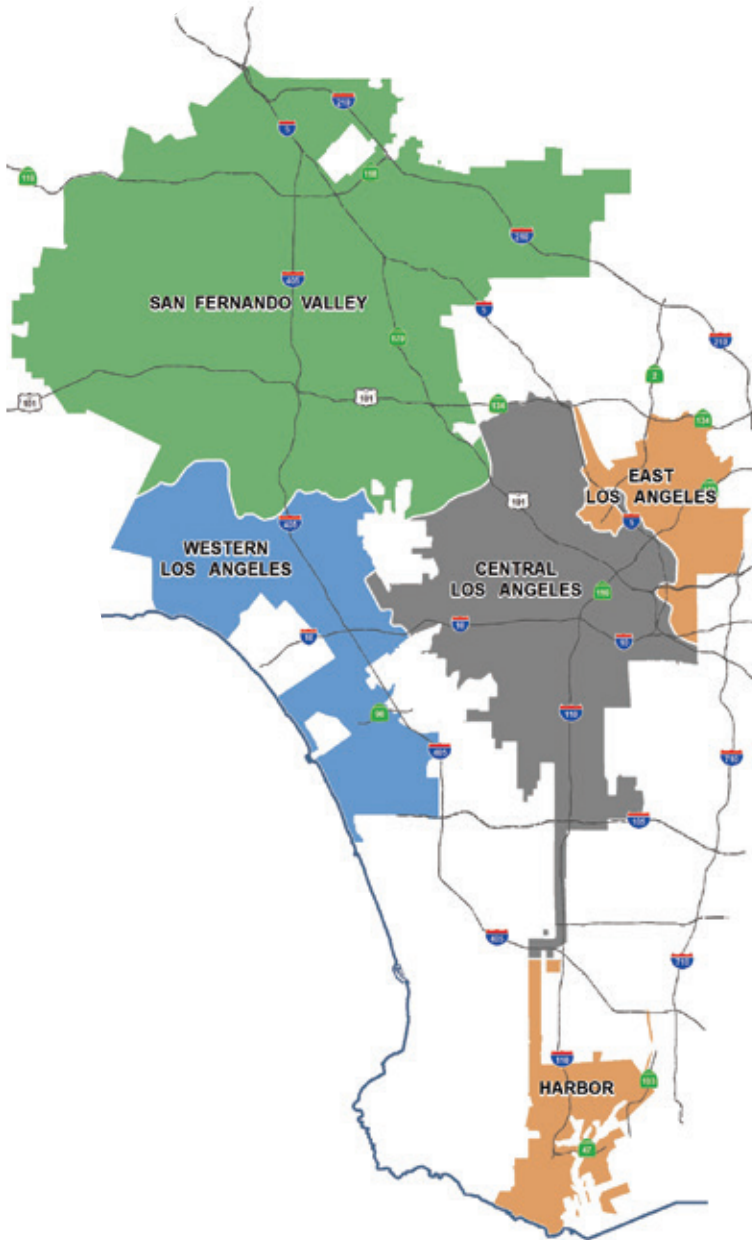
Future Milestones

LADWP is focused on the completion of the LAGWR Project by 2027, and a large team of dedicated staff is working diligently to bring this project online prior to the 2028 Olympics. In addition to creating a new, sustainable water resource and recharging our underground aquifers, the LAGWR will also provide economic and community benefits to the Los Angeles region. Up to 1,500 jobs are involved during the construction resulting in a boost to the local economy and the creation of new jobs.

Final commissioning and operation are expected by early 2028, just in time for the L.A. Summer Olympics. Combined with several other projects and initiatives, the City of Los Angeles will be able to welcome the world while highlighting new infrastructure designed to enhance livability, sustainability, and quality of life.

For more information about the Groundwater Replenishment Program, please visit ladwp.com/GWR

Water Quality Service Areas in Los Angeles



San Fernando Valley Communities

Sources: Los Angeles Aqueduct, local groundwater, and MWD State Water Project

Arleta	Northridge	Sylmar
Canoga Park	Olive View	Tarzana
Chatsworth	Pacoima	Toluca Lake
Encino	Panorama City	Tujunga
Granada Hills	Porter Ranch	Valley Village
Hollywood Hills	Reseda	Van Nuys
Lake View Terrace	Sherman Oaks	Warner Center
Mission Hills	Studio City	West Hills
North Hills	Sun Valley	Winnetka
North Hollywood	Sunland	Woodland Hills

Western Los Angeles Communities

Sources: Los Angeles Aqueduct and MWD State Water Project

Bel Air Estates	Culver City*	Sawtelle
Beverly Glen	Mar Vista	Venice
Brentwood	Pacific Palisades	West Los Angeles
Castellamare	Palisades Highlands	Westchester
Century City	Palms	Westwood
Cheviot Hills	Playa del Rey	

Eastern Los Angeles Communities

Sources: MWD State Water Project and Colorado River Aqueduct

Atwater Village	Echo Park	Lincoln Heights
Boyle Heights	El Sereno	Montecito Heights
Cypress Park	Glassell Park	Monterey Hills
Eagle Rock	Highland Park	Mt. Washington

Central Los Angeles Communities

Sources: Los Angeles Aqueduct, MWD State Water Project, and local groundwater

Baldwin Hills	Hyde Park	Park La Brea
Chinatown	Koreatown	Rancho Park
Country Club Park	L.A. City Strip*	Silverlake
Crenshaw	Little Tokyo	Watts
Griffith Park	Los Feliz	West Hollywood*
Hancock Park	Mid City	Westlake
Hollywood	Mt. Olympus	

Harbor Communities

Sources: MWD State Water Project and Colorado River Aqueduct

East San Pedro (Terminal Island)	L.A. City Strip*
Harbor City	Wilmington
Harbor Gateway*	San Pedro

*Sources of drinking water may fluctuate in these communities depending on operational needs and source water availability.

Drinking Water Quality Monitoring Results

Tables I, II and III list the results of water tests performed by the LADWP and MWD from January to December 2024. LADWP tests for over 200 substances. These tables include only substances with values that are detected. No substance was detected above the maximum contaminant level.

Abbreviations and Terms used in Tables:

AL Regulatory Action Level: The concentration of a contaminant which, if exceeded, triggers treatment or other requirements that a water system must follow.

Compliance: Meeting a drinking water standard based on the health risk (primary standards) and aesthetic (secondary standards) exposure of a contaminant to consumers. For example, bacteria and nitrate have strict limits that must be met at all times due to the acute effects they can cause. Other standards, like small amounts of disinfection by-products and man-made chemicals, have standards that are based on a lifetime of exposure because the risk to consumers is very low. Compliance with most standards is based on an average of samples collected within a year. This allows for some fluctuation above and below the numerical standard, while still protecting public health.

MRL Federal Minimum Reporting Level: The minimum concentration of a contaminant which can be detected in drinking water using analytical methods established by the USEPA. Data reported in Table IV reflect MRLs.

MCL Maximum Contaminant Level: The highest level of a contaminant that is allowed in drinking water. Primary MCLs are set as close to the PHGs (or MCLGs) as is economically and technologically feasible. Secondary MCLs are set to protect the odor, taste, and appearance of drinking water.

MCLG Maximum Contaminant Level Goal: The level of a contaminant in drinking water below which there is no known or expected risk

to health. MCLGs are set by the USEPA.

MRDL Maximum Residual Disinfectant Level: The highest level of a disinfectant allowed in drinking water. There is convincing evidence that addition of a disinfectant is necessary for control of microbial contaminants.

MRDLG Maximum Residual Disinfectant Level Goal: The level of a drinking water disinfectant below which there is no known or expected risk to health. MRDLGs do not reflect the benefits of the use of disinfectants to control microbial contaminants.

NL Notification Level: A health-based advisory level established by SWRCB-DDW for chemicals in drinking water that lack MCLs.

PDWS Primary Drinking Water Standard: MCLs, MRDLs and treatment techniques (TTs) for contaminants that affect health, along with their monitoring and reporting requirements.

PHG Public Health Goal: The level of a contaminant in drinking water below which there is no known or expected risk to health. PHGs are set by the California Environmental Protection Agency.

SMCL Secondary Maximum Contaminate Level: The highest level a constituent allowed in drinking water that may affect the taste, odor or appearance. SMCLs are set by the USEPA.

DLR State Detection Limit: A detected contaminant at or above its detection level for reporting purposes. DLRs are set by the SWRCB-DDW. Data reported in Tables I, II, and III reflect DLRs.

TT Treatment Technique: A required process intended to reduce the level of a contaminant in drinking water. For example, the filtration process is a treatment technique used to reduce turbidity (cloudiness in water) and microbial contaminants from surface water. High turbidities may be indicative of poor or inadequate filtration.

HOW TO READ THE TABLES

For **San Fernando Valley Area** – water test results are under the Los Angeles Aqueduct Filtration Plant, the Northern Combined Wells, and the MWD Jensen Plant columns.

For **Central Los Angeles Area** – water test results are under the Los Angeles Aqueduct Filtration Plant and the Southern Combined Wells columns.

For **Western Los Angeles Area** – water test results are under the Los Angeles Aqueduct Filtration Plant columns.

For **Harbor/Eastern Los Angeles Area** – water test results are under MWD Weymouth, MWD Diemer, and MWD Jensen Plants columns.

Some substances are reported on a City-wide basis as required by the SWRCB.

Table Abbreviations and Footnotes

(please refer to the Abbreviations and Terms Section for other abbreviations and definitions)

ACU = apparent color unit

CFU/mL = colony-forming unit per milliliter < = less than

the detection limit for reporting purposes

µg/L = micrograms per liter (equivalent to ppb)

µS/cm = microsiemens per centimeter

mg/L = milligrams per liter (equivalent to ppm)

NTU = nephelometric turbidity units

NA = not applicable

NR = not reported

NT = not tested

NUM/100 mL = number per 100 milliliters % = percentage

pCi/L = picocuries per liter

TON = threshold odor number

C = Celsius



TABLE I

Calendar Year 2025 Water Quality Monitoring Results Health-based Primary Drinking Water Standards (MCLs) Substances Detected in Treated Water

Substances	Major Sources in Drinking Water	Units	Meets Primary Standard (YES / NO)	State Primary Standard MCL	State PHG	Los Angeles Aqueduct Filtration Plant		Northern Combined Wells		Southern Combined Wells		MWD Weymouth Plant		MWD Diemer Plant		MWD Jensen Plant	
						Average	Range	Average	Range	Average	Range	Average	Range	Average	Range	Average	Range
Aluminum	Erosion of natural deposits; residue from surface water treatment processes	µg/L	YES	1000	600	<50	<50	<50	<50	<50	<50	96 (a)	<50-100	58 (a)	<50-82	60 (a)	<50-79
Arsenic	Erosion of natural deposits	µg/L	YES	10	0.004	3.3	<2-7.0	<2-5.5	2.7	<2-5.5	<2	<2	<2	<2	<2	<2	<2
Barium	Erosion of natural deposits	µg/L	YES	1000	2000	<100	<100	<100	<100	<100	<100	129	129	130	130	<100	<100
Bromate (b)	By-product of ozone disinfection; formed under sunlight for chlorinated water	µg/L	YES	10	0.1	<1	<1-1.8	<1-3.5	1.6	<1-2.7	1.3	3.0	<1-12	2.4	<1-8.4	4.1	1.4-6.7
Chromium (Hexavalent)	Industrial discharge; erosion of natural deposits	µg/L	YES	10	0.02	<0.1	<0.1	<0.1-0.6	<0.1	<0.1-0.3	0.1	<0.1	<0.1	<0.1	<0.1	<0.1	<0.1
Fluoride	Erosion of natural deposits; water additive that promotes strong teeth	mg/L	YES	2	1	0.8	0.7-0.8	0.3-0.8	0.6	0.5-0.8	0.7	0.7	0.5-0.8	0.7	0.6-0.8	0.7	0.6-0.8
Gross Alpha Particle Activity (c)	Naturally present in the environment	pCi/L	YES	15	none	5	5	<3-4.9	3.2	<3	<3	<3	<3	<3	<3-5	<3	<3
Gross Beta Particle Activity (c)	Naturally present in the environment	pCi/L	YES	50	none	<4	<4	<4-5.6	<4	<4-5.6	4.2	<4	<4-5	<4	<4-6	<4	<4
Nitrate (as N)	Erosion of natural deposits; runoff and leaching from fertilizer use	mg/L	YES	10	10	<0.4	<0.4	<0.4-1.1	<0.4	<0.4-1.4	<0.4	<0.4	<0.4	<0.4	<0.4	<0.4	<0.4
Turbidity (d)	Soil runoff	NTU	YES	TT = 1	0.1	N/A	N/A	N/A	N/A	N/A	N/A	N/A	N/A	N/A	N/A	N/A	N/A
		%	YES	TT = 95% of samples ≤0.3 NTU	none	100											
Uranium (c)	Erosion of natural deposits	pCi/L	YES	20	0.43	3.3	1.3-4.8	2.9-4.1	3.4	3.1-3.3	3.2	<1	<1-3	1	<1-3	2	2-3

(a) Values reflect Highest Running Annual Average (HRAA). HRAA is the highest of all Running Annual Averages (RAAs) in the reported calendar year. RAA is a calculated average of all samples collected within the previous 12-month period, which may include test data from the previous calendar year. HRAA may be higher than the range, which is based on the test data in the reported calendar year.

(b) Bromate is formed in water treated with ozone in the presence of bromide. Bromate has also been found in water treated with chlorine in some uncovered reservoirs in LADWP that have elevated bromide levels and are exposed to sunlight. MWD tests for bromate at its Weymouth, Diemer and Jensen Filtration Plants, which use ozone. All LADWP distribution reservoirs are now shielded with flexible covers or shade balls to minimize bromate formation.

(c) Radiological monitoring is performed in LADWP for treated sources water and at the blend points.

(d) Turbidity is a measure of the cloudiness of water and is a good indicator of water quality and filtration performance. High turbidity can hinder the effectiveness of disinfectants. The Primary Drinking Water Standard for turbidity (included in this table) at water filtration plants is less than or equal to 0.3 NTU in at least 95 percent of the measurements taken in any month and shall not exceed 1.0 NTU for more than eight consecutive hours. The reporting requirement for treatment plant turbidity is to report the highest single measurement in the calendar year as well as the lowest monthly percentage of measurements that are less than or equal to 0.3 NTU.

TABLE I (CONT'D)

Calendar Year 2025 Water Quality Monitoring Results Health-based Primary Drinking Water Standards (MCLs) Substances Detected in Treated Water and Reported on City-Wide Basis

Substances	Major Sources in Drinking Water	Units	Meets Primary Standard (YES/NO)	State Primary Standard MCL or (MRDL)	State PHG / (MRDLG)	Average	Range
Bromate (b) (uncovered reservoirs)	By-product of ozone disinfection; formed under sunlight for chlorinated water	µg/L	YES	10	0.1	1.3 (e)	<1-2.2
Chlorine Residual, Total	Drinking water disinfectant added for treatment	mg/L	YES	(4)	(4)	1.7 (e)	1.4-2
Copper (at-the-tap) AL = 1300 (e)	Internal corrosion of household water plumbing systems	µg/L	YES	TT	300	90th Percentile value = 529	Number of samples exceeding AL = 0 out of 105
Fluoride	Erosion of natural deposits; water additive that promotes strong teeth	mg/L	YES	2	1	0.7	0.2-0.8
Halacetic Acids (Five) (HAA5)	By-product of drinking water disinfection	µg/L	YES	60	none	13.4 (f)	4-14.7
Lead (at-the-tap) AL = 15 (e)	Internal corrosion of household water plumbing systems	µg/L	YES	TT	0.2	90th Percentile value = <5	Number of samples exceeding AL = 3 out of 105
Total Coliform Bacteria	Naturally present in the environment	% Positives	YES	≤5% of monthly samples are coliform positive	none	Highest monthly % positive samples = 3.4	Range = 0% - 3.4% positive samples
Total Trihalomethanes (TTHM)	By-product of drinking water chlorination	µg/L	YES	80	none	HLRAA = 33.8 (f)	15.2 - 35.2

(e) Values reflect Highest Running Annual Average (HRAA). HRAA is the highest of all Running Annual Averages (RAAs) in the reported calendar year. RAA is a calculated average of all samples collected within the previous 12-month period, which may include test data from the previous calendar year. HRAA may be higher than the range, which is based on the test data in the reported calendar year.

(b) Bromate is formed in water treated with ozone in the presence of bromide. Bromate has also been found in water treated with chlorine in some uncovered reservoirs in LADWP that have elevated bromide levels and are exposed to sunlight. MWD tests for bromate at its Weymouth, Diemer and Jensen Filtration Plants, which use ozone. All LADWP distribution reservoirs are now shielded with flexible covers or shade balls to minimize bromate formation.

(e) At-the-tap monitoring of lead and copper is conducted as required by the federal Lead and Copper Rule. A system is out of compliance if the federal Action Level is exceeded in more than 10 percent of all samples collected at the customers' tap. The most recent monitoring was conducted in 2023.

(f) The Federal Stage 2 Disinfectants/Disinfection Byproducts Rule (Stage 2 DDBPR) requires compliance monitoring and reporting for total trihalomethanes (TTHM) and five haloacetic acids (HAA5) based on Locational Running Annual Averages (LRAAs) of established monitoring locations. The Highest Locational Running Annual Averages (HLRAAs) of all LRAAs in the current calendar year for TTHM and HAA5 are reported.

TABLE II

Calendar Year 2025 Water Quality Monitoring Results
Aesthetic-based Secondary Drinking Water Standards (SMCLs)
Substances Detected in Treated Water

Substances	Major Sources in Drinking Water	Units	Meets Secondary Standard (YES/NO)	State SMCL	Los Angeles Aqueduct Filtration Plant		Northern Combined Wells		Southern Combined Wells		Weymouth Plant		Diemer Plant		MWD Jensen Plant	
					Average	Range	Average	Range	Average	Range	Average	Range	Average	Range	Average	Range
Aluminum	Erosion of natural deposits; residue from some surface water treatment processes	µg/L	YES	200	<50	<50	<50	<50	<50	<50	96 (a)	<50-100	58 (a)	<50-82	60 (a)	<50-79
Chloride	Runoff / leaching from natural deposits; seawater influence	mg/L	YES	500	36	30-52	38	24-51	37	27-50	92	86-98	92	84-99	49	46-52
Color, Apparent (unfiltered)	Naturally-occurring organic materials	ACU	YES	15	3	3	3	3	3	3	1	1	1	1	1	1
Copper	Internal corrosion of household plumbing systems; erosion of natural deposits; leaching from wood preservatives	µg/L	YES	1000	<50	<50-84	<50	<50	<50	<50	<50	<50	<50	<50	<50	<50
Foaming Agents	Municipal and industrial waste discharges	µg/L	YES	500	<50	<50	<50	<50-60	<50	<50	<50	<50	<50	<50	<50	<50
Iron	Leaching from natural deposits; industrial wastes	µg/L	YES	300	<20	<20	<20	<20-20	<20	<20	<100	<100	<100	<100	<100	<100
Manganese	Leaching from natural deposits	µg/L	YES	50	<2	<2-3.5	<2	<2	<2	<2	<5	<5	<5	<5	<5	<5
Specific Conductance	Substances that form ions when in water; seawater influence	µS/cm at 25°C	YES	1600	394	270-526	419	<15-912	452	278-912	868	754-981	873	759-987	504	503-504
Sulfate (as SO ₄)	Runoff / leaching from natural deposits	mg/L	YES	500	41	32-53	50	24-76	52	26-92	176	139-212	182	146-218	71	64-78
Total Dissolved Solids (TDS)	Runoff / leaching from natural deposits	mg/L	YES	1000	234	218-265	245	187-293	251	191-332	536	456-617	545	465-625	297	293-301
Turbidity (g)	Soil runoff	NTU	YES	5	<0.1	<0.1-0.1	0.1	<0.1-0.2	0.2	0.1-0.2	<0.1	<0.1	<0.1	<0.1	<0.1	<0.1
Zinc	Runoff/leaching from natural deposits; industrial wastes	mg/L	YES	5	<0.01	<0.01-0.01	<0.01	<0.01	<0.01	<0.01	<0.05	<0.05	<0.05	<0.05	<0.05	<0.05

(a) Values reflect Highest Running Annual Average (HRAA). HRAA is the highest of all Running Annual Averages (RAAs) in the reported calendar year. RAA is a calculated average of all samples collected within the previous 12-month period, which may include test data from the previous calendar year. Hence, HRAA may be higher than the range, which is based on the test data in the reported calendar year.
 (g) The Secondary Maximum Contaminant Level for turbidity of treated water in the distribution system is 5 NTU at the entry points to the distribution system.

TABLE III

Calendar Year 2025 Water Quality Monitoring Results Unregulated Drinking Water Substances Detected in Treated Water

Substances	Major Sources in Drinking Water	Units	Los Angeles Aqueduct Filtration Plant		Northern Combined Wells		Southern Combined Wells		MWD Weymouth Plant		MWD Diemer Plant		MWD Jensen Plant	
			Average	Range	Average	Range	Average	Range	Average	Range	Average	Range	Average	Range
Alkalinity, Total (as CaCO ₃)	Erosion of natural deposits	mg/L	105	86-113	98	87-114	103	97-107	110	95-124	108	93-122	98	96-100
Ammonia + Chloramines (as N)	Drinking water disinfectant added for treatment	mg/L	0.4	0.3-0.4	0.5	0.4-1	0.4	0.4-0.5	N/A	N/A	N/A	N/A	N/A	N/A
Bicarbonate Alkalinity (as HCO ₃)	Naturally-occurring dissolved gas; erosion of natural deposits	mg/L	128	105-138	120	107-139	125	118-131	N/A	N/A	N/A	N/A	N/A	N/A
Boron NL = 1000	Erosion of natural deposits	µg/L	360	172-514	305	182-479	328	205-479	130	130	130	130	190	190
Bromide	Runoff / leaching from natural deposits; seawater-influence	mg/L	0.05	0.03-0.08	0.04	<0.02-0.08	0.03	<0.02-0.08	N/A	N/A	N/A	N/A	N/A	N/A
Calcium	Erosion of natural deposits; natural hot springs	mg/L	27	25-28	30	22-40	30	23-41	56	43-70	56	44-68	32	31-34
Chlorate NL = 800	Byproduct of drinking water chloramination and industrial processes	µg/L	N/A	N/A	N/A	N/A	N/A	N/A	31	31	32	32	<20	<20
Hardness, Total (as CaCO ₃)	Erosion of natural deposits	mg/L	103	98-117	115	78-151	116	83-159	234	189-280	236	191-280	140	137-142
Lithium	Erosion of natural deposits	µg/L	80	<10-128	N/A	N/A	N/A	N/A	34	27-41	35	28-42	<10	<10
Magnesium	Erosion of natural deposits	mg/L	9	7-12	10	6-13	10	6-14	22	19-25	22	19-25	14	13-14
N-Nitrosodimethylamine (NDMA) NL=10	Byproduct of drinking water chloramination and industrial processes	ng/L	N/A	N/A	N/A	N/A	N/A	N/A	<2	<2	<2	<2	2.1	2.1
pH	Naturally-occurring dissolved gas and minerals	Unit	7.7	7.0-8.5	7.9	7.0-8.6	8.0	7.4-8.7	8.2	8.2-8.3	8.3	8.2-8.3	8.3	8.3-8.4
Phosphate, Ortho (as PO ₄)	Erosion of natural deposits	mg/L	0.03	<0.03-0.06	<0.03	<0.03	<0.03	<0.03	N/A	N/A	N/A	N/A	N/A	N/A
Potassium	Erosion of natural deposits	mg/L	3.8	2.8-4.3	3.5	2.9-4.0	3.6	3.0-3.9	4.4	3.8-5.0	4.3	3.8-4.8	2.8	2.8-2.9
Silica (as SiO ₂)	Erosion of natural deposits	mg/L	15	11-19	15	12-19	15	12-18	N/A	N/A	N/A	N/A	N/A	N/A
Sodium	Erosion of natural deposits	mg/L	40	37-41	39	32-45	39	34-45	89	78-100	88	78-97	48	46-50
Temperature	Natural seasonal fluctuation	°C	17.0	8.4-25.4	17.6	9.2-28.6	18.0	8.1-28.6	N/A	N/A	N/A	N/A	N/A	N/A

Additional Calendar Years 2023 and 2024 Water Quality Monitoring Results The Fifth USEPA Unregulated Contaminant Monitoring Rule (UCMR5) Substances Detected in Treated Water

TABLE IV

Substances	Units	Meets MCL or State Primary Standard MCL or (NL)	San Fernando Valley		Central LA		Western LA		Harbor/Eastern LA	
			Los Angeles Aqueduct Filtration plant	Northern Combined Wells	Southern Combined Wells	Los Angeles Aqueduct Filtration plant	Distribution System Sampling Locations			
Lithium	µg/L	NA	none	none	69	63-76	88	80-94	38	10-57

The Unregulated Contaminant Monitoring Rule (UCMR) is a special program developed by the U.S. EPA that requires public water systems to monitor up to 30 selected contaminants of emerging concerns (CECs) once every five years. During the fifth UCMR (UCMR5), LADWP is required to monitor for 29 unregulated PFAS contaminants and Lithium between 2023 and 2024. The PFAS contaminants are listed here <https://www.epa.gov/dwucmrfifth-unregulated-contaminant-monitoring-rule>. UCMR5 samples were collected from the entry point to the distribution system (EPTDS) and the sampling results include events from December 2023 to September 2024. Only lithium was detected during the sampling events. Table IV above provides the results that were detected during the four sampling events for UCMR5. No PFAS contaminants were detected during the UCMR5 sampling.



**LA
DWP** Los Angeles
Department of
Water & Power

BOARD OF WATER AND POWER COMMISSIONERS

Allan Marks
President

Nurit Katz
Vice President

Wilma Pinder
Commissioner

Benny Tran
Commissioner

Rudy Ortega Jr.
Commissioner

General Information

This annual Drinking Water Quality Report (also known as a Consumer Confidence Report) is required by the State Water Resources Control Board – Division of Drinking Water and is prepared in accordance with their guidelines. The report is available online at ladwp.com/waterqualityreport. Copies may be requested by calling (213) 367-3182.

LADWP, the largest municipal utility in the nation, was established more than 100 years ago and provides a safe, reliable water and power supply to the city’s approximately 4 million residents and businesses. LADWP is governed by a five-member Board of Water and Power Commissioners, appointed by the mayor, and confirmed by the City Council. The Board meets regularly on the second and fourth Tuesdays of each month at 10:00 a.m.

LADWP EXECUTIVE TEAM

David W. Hanson
Interim General Manager

Anselmo Collins
Chief Operating Officer – Water System

Ann Santilli
Chief Financial Officer

Meetings are held at:

Los Angeles Department of Water and Power
111 North Hope Street, Room 1555H
Los Angeles, CA 90012-2694

The meeting agenda is available to the public on the Thursday prior to the week of the meeting. You can access the Board agenda and view the meetings live online at ladwp.com/board.

For general information about LADWP, call (800) 342-5397 or visit ladwp.com.

For questions regarding this report, please call the Water Quality Customer Care at (213) 367-3182.



Message for Non-English Speaking Customers

This report contains important information about your drinking water. We invite you to read this annual report to stay informed about our many efforts to provide you with clean, safe, reliable water. For your convenience we have provided a summary of the report in a variety of languages.

Spanish

Este informe contiene información importante sobre su agua potable. Le invitamos a leer este informe anual para mantenerse informado sobre nuestros numerosos esfuerzos para brindarle agua limpia, segura y confiable. Para su conveniencia, hemos proporcionado un resumen del informe en varios idiomas.

Arabic

يحتوي هذا التقرير على معلومات هامة حول مياه الشرب التي نتناولها. ندعوك لقراءة هذا التقرير السنوي للبقاء على اطلاع على جهودنا الكثيرة المبدولة لتزويدك بمياه نظيفة، وأمنة، وموثوقة. وفي سبيل ضمان راحتك، قدّمنا ملخصاً للتقرير بعدة لغات.

Armenian

Այս հաշվետվությունը պարունակում է կարևոր տեղեկություններ ձեր խմելու ջրի վերաբերյալ: Մենք խրախուսում ենք ընթերցել այս տարեկան հաշվետվությունը՝ տեղեկանալու համար մեր քաղաքի ջրամբարի վերաբերյալ, որտեղ գործադրում ենք մեզ մարտնչելու, անվտանգ և հասանելի ջրով ապահովելու համար: Ձեր հարմարությունը համար մենք սրտամտորդ ենք հաշվետվություն ամփոփումը ստորին լեզուներով:

Chinese

此報告包含有關您的飲用水的重要資訊。我們邀請您閱讀此年度報告，了解我們為您提供乾淨、安全、可靠的水所做的許多努力。為了您的方便，我們提供了多種語言的報告摘要。

Croatian

Ovo izvješće sadrži važne informacije o vašoj pitkoj vodi. Pozivamo vas da pročitate ovo godišnje izvješće i saznate više o našim brojnim naporima da vam osiguramo čistu, sigurnu i testiranu vodu. Kako bismo vam olakšali, pripremili smo kratko izvješće na različitim jezicima.

Farsi (Persian)

این گزارش حاوی اطلاعات مهمی در مورد آب آشامیدنی شماست. ما از شما دعوت می کنیم این گزارش سالانه را بخوانید تا از تلاش های فراوان ما برای تأمین آب پاک، ایمن و قابل اعتماد برای شما مطلع شوید. برای راحتی شما خلاصه ای از گزارش را به زبان های مختلف ارائه کرده ایم.

French

Ce rapport contient d'importantes informations sur l'eau que vous buvez. Nous vous invitons à lire ce rapport annuel pour rester informé de nos nombreux efforts pour vous fournir une eau propre, sûre et fiable. Pour votre commodité, nous avons fourni un résumé du rapport dans une variété de langues.

German

Dieser Bericht enthält wichtige Informationen über Ihr Trinkwasser. Bitte lesen Sie diesen Jahresbericht, um sich über unsere zahlreichen Bemühungen zu informieren, Ihnen sauberes, sicheres und zuverlässiges Wasser zu liefern. Die Zusammenfassung des Berichts steht Ihnen bequemlichkeitshalber in mehreren Sprachen zur Verfügung.

Greek

Η έκθεση αυτή περιέχει σημαντικές πληροφορίες για το πόσιμο νερό σας. Σας προσκαλούμε να διαβάσετε αυτή την ετήσια έκθεση για να ενημερωθείτε για τις πολλές προσπάθειές μας να σας παρέχουμε καθαρό, ασφαλές και αξιόπιστο νερό. Για τη διευκόλυνσή σας παρέχουμε σύντομη της αναφοράς σε διάφορες γλώσσες.

Gujarati

આ અહેવાલ તમારા પીવાના પાણી વિશે અત્યંત મહત્વની માહિતી ધરાવે છે. તમને સ્વચ્છ, સલામત, ભરોસાપાત્ર પાણી આપવાના અમારા ઘણા પ્રયાનો વિશે માહિતી મેળવવા માટે અમે તમને આ વાર્ષિક અહેવાલ વાંચવા માટે આમંત્રિત કરીએ છીએ. તમારી સુવિધા માટે અમે વિવિધ ભાષાઓમાં રિપોર્ટનો સારાંશ પ્રદાન કર્યો છે.

Hindi

इस रिपोर्ट में आपके प्ये जल के बारे में महत्वपूर्ण जानकारी शामिल है। हम आपको स्वच्छ, सुरक्षित, विश्वसनीय जल उपलब्ध बनाने के हमारे अनेक प्रयासों के बारे में जानकारी देने के लिए यह वार्षिक रिपोर्ट बनाने के लिए आमंत्रित करते हैं। आपकी सुविधा के लिए हमने अलग-अलग भाषाओं में रिपोर्ट का सारांश उपलब्ध कराया है।

Hebrew

דוח זה כולל מידע חשוב על מי השתייה שלכם. אנו ממינים אתכם לקרוא את הדו"ח השנתי הזה כדי להישאר מעודכנים לגבי המאמצים הרבים שלנו לספק לכם מים נקיים, בטוחים ואמינים. לנוחיותכם סיפקנו תקציר של הדוח במגוון שפות.

Hungarian

Ez a jelentés fontos információkat tartalmaz az Ön ivóvizével kapcsolatban. Javasoljuk, hogy tekintse át ezt az éves jelentést, és ismerje meg számos erőfeszítésünket, amellyel tiszta, biztonságos és tesztelt vizet biztosítunk Önnek. Az Ön kényelme érdekében rövid jelentést készítettünk különböző nyelveken.

Italian

Il presente rapporto contiene importanti informazioni sulla vostra acqua potabile. Vi invitiamo a leggere questo rapporto annuale per rimanere informati sui nostri numerosi sforzi per fornirvi acqua pulita, sicura e affidabile. Per la vostra comodità, abbiamo fornito una sintesi del rapporto in diverse lingue.

Japanese

このレポートには皆様飲料水に関する重要な情報が記載されています。この年次レポートをお読みいただくことで、安全で信頼できる水をお客様に提供するための私たちの多くの取り組みについて、最新の情報を得ることができます。ご利便性を考え、このレポートの概要を複数の言語でご用意しています。

Khmer (Cambodian)

របាយការណ៍នេះមានព័ត៌មានសំខាន់ៗអំពីគុណភាពស្រទាប់។ យើងសូមអញ្ជើញអ្នកអានរបាយការណ៍ប្រចាំឆ្នាំនេះ ដើម្បីទទួលបានព័ត៌មានអំពីកិច្ចខិតខំប្រឹងប្រែងរបស់យើងក្នុងការផ្តល់ឱ្យអ្នកទឹកស្អាត សុវត្ថិភាព និងអាចទុកចិត្តបាន។ ដើម្បីភាពងាយស្រួលសម្រាប់អ្នក យើងបានផ្តល់សេចក្តីសង្ខេបសំខាន់ៗសម្រាប់អ្នកអានជាភាសាផ្សេងៗ។

Korean

이 보고서는 귀하의 식수에 관한 중요한 정보를 포함하고 있습니다. 이 연례 보고서를 통해 귀하에게 깨끗하고 안전하며 마실 수 있는 물을 공급하기 위한 저희의 노력에 대해 알아보시기 바랍니다. 귀하의 편의를 위해 저희는 여러 언어로 보고서를 요약하여 제공해드렸습니다.

Polish

To sprawozdanie zawiera ważne informacje o wodzie pitnej. Aby być na bieżąco z naszymi staraniami na rzecz dostarczenia czystej, bezpiecznej i niezawodnej wody, zachęcamy do zapoznania się z naszym raportem rocznym. Dla Państwa wygody udostępniliśmy streszczenie raportu w różnych językach.

Portuguese

Este relatório contém informações importantes sobre a água potável. Convidamos você a ler este relatório anual para se manter informado sobre os nossos muitos esforços para lhe fornecer água limpa, segura e fiável. Para sua conveniência, fornecemos um resumo do relatório em vários idiomas.

Russian

Этот отчет содержит важную информацию о качестве вашей питьевой воды. Мы предлагаем вам ознакомиться с настоящим годовым отчетом и узнать о наших многочисленных усилиях, которые мы прилагаем, чтобы обеспечить вас чистой, безопасной и проверенной водой. Для вашего удобства мы подготовили краткий отчет на разных языках.

Serbian

Ovaj izveštaj sadrži važne informacije o vašoj vodi za piće. Pozivamo vas da pročitate ovaj godišnji izveštaj i saznate više o našim brojnim naporima da vam obezbedimo čistu, bezbednu i pouzdanu vodu. Radi lakšeg snalaženja, pripremili smo kratak izveštaj na različitim jezicima.

Tagalog

Ang ulat na ito ay naglalaman ng mahalagang impormasyon tungkol sa iyong tubig inumin. Basahin ang taunang ulat na ito upang malaman ang maraming bagay na ginagawa ng LADWP upang magdulot ng malinis, ligtas, at maasahang tubig. Para sa iyong kaginhawahan nagbigay kami ng buod ng ulat sa iba't-ibang wika.

Thai

รายงานฉบับนี้ประกอบด้วยข้อมูลที่สำคัญเกี่ยวกับน้ำดื่ม เราขอเชิญคุณอ่านรายงานประจำปีของเรา เพื่อที่คุณจะได้ทราบถึงสิ่งที่เราทำเพื่อทำให้คุณได้รับน้ำดื่มที่สะอาด ปลอดภัย และเชื่อถือได้

Urdu

یہ رپورٹ آپ کے پینے کے پانی کے بارے میں اہم معلومات پر مشتمل ہے۔ ہم آپ کو دعوت دیتے ہیں کہ یہ سالانہ رپورٹ پڑھ کر آپ کو صاف، محفوظ، معتبر پانی فراہم کرنے کی ہماری کوششوں کے بارے میں باخبر رہیں۔ آپ کی سہولت کے لیے ہم نے رپورٹ کا ایک خلاصہ متعدد زبانوں میں فراہم کیا ہے۔

Vietnamese

Báo cáo này bao gồm các thông tin quan trọng về nước uống. Mỗi bạn đọc báo cáo thường niên này để được thông báo về những nỗ lực của chúng tôi nhằm cung cấp nước sạch, an toàn và đáng tin cậy. Để cho thuận tiện, chúng tôi đã cung cấp bản tóm tắt báo cáo bằng nhiều ngôn ngữ.

2025 Drinking Water Quality Report

LADWP.com



@LADWP



@LADWP



@LADWP1



LADWP1



LADWP